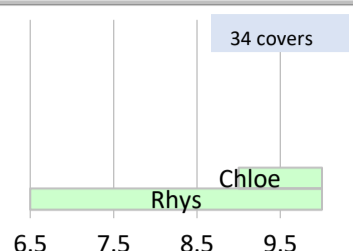
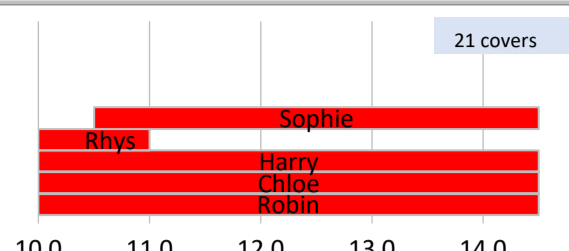



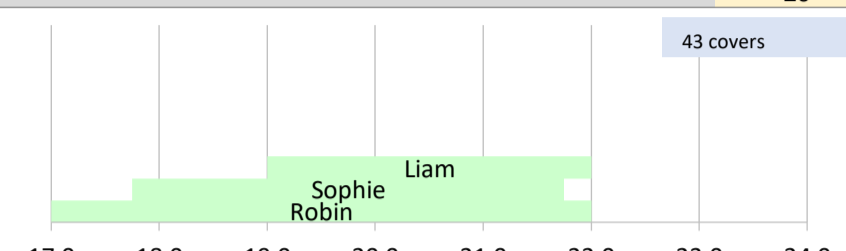

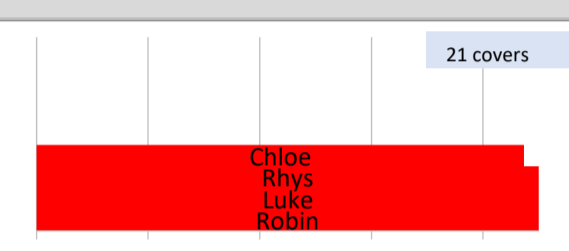









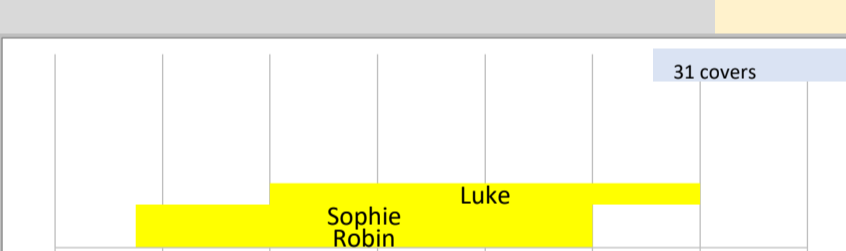
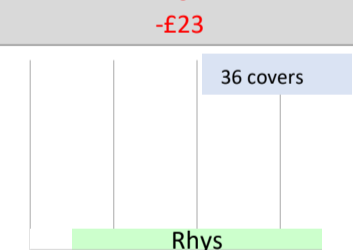




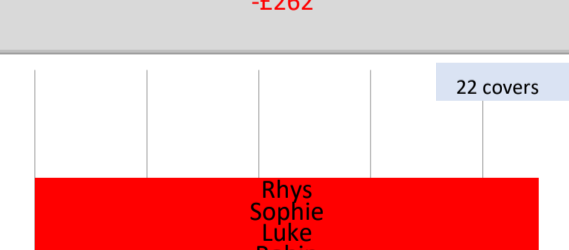

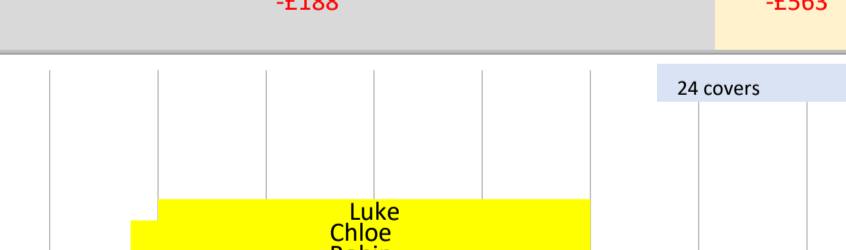


Kitchen 7 day summary

COVERS	Breakfast	Lunch	Tea	Dinner	AVG
Saturday 12-Sep-20					28%
Staff cost%	11%	53%	49%	18%	27%
Food Sales	£486	£416	£182	£910	£1,994
Wages	£55	£219	£90	£167	£532
CoS					£0
Sunday 13-Sep-20					22%
Staff cost%	10%	132%	17%	14%	22%
Food Sales	£503	£161	£394	£1,126	£2,184
Wages	£51	£212	£67	£155	£484
CoS					
Monday 14-Sep-20					29%
Staff cost%	7%	56%	30%	29%	29%
FnB Sales	£543	£446	£185	£504	£1,678
Wages	£37	£248	£56	£145	£486
CoS	£27				
Tuesday 15-Sep-20					31%
Staff cost%	8%	53%	57%	26%	31%
Food Sales	£469	£482	£132	£537	£1,619
Wages	£37	£255	£75	£137	£504
CoS	£38				
Wednesday 16-Sep-20					28%
Staff cost%	8%	54%	24%	26%	28%
Food Sales	£486	£484	£316	£739	£2,024
Wages	£37	£262	£77	£193	£568
CoS	£23				
Thursday 17-Sep-20					30%
Staff cost%	7%	67%	22%	29%	30%
Food Sales	£514	£389	£352	£651	£1,906
Wages	£37	£262	£77	£188	£563
CoS	£21				
Friday 18-Sep-20					33%
Staff cost%	9%	58%	152%	24%	33%
Food Sales	£429	£454	£51	£769	£1,702
Wages	£37	£262	£77	£186	£562
CoS	£27				

7-day Staff Cost Average 28%